


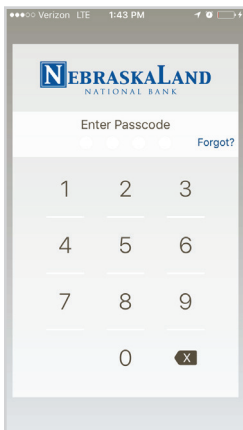
MOBILE DEPOSIT INSTRUCTIONS: GETTING STARTED

STEP 1 Download



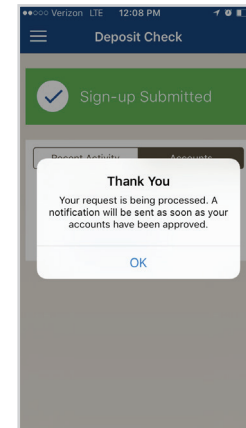
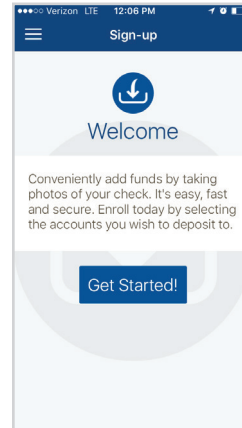
Download the NebraskaLand National Bank Mobile Banking App from your device's app store. You must be enrolled in Internet Banking to use the Mobile Banking app. Not enrolled in Internet Banking? Contact a personal banker today!

STEP 2 Log In



Enter your confidential four digit passcode to access your Mobile Banking app.

STEP 3 Enroll in Mobile Deposit



If it's your first time using NebraskaLand National Bank's Mobile Deposit service you must enroll to use the service. Click on 'Deposit Check' from the Navigation Menu. You will be prompted to enroll in the service. Mobile Deposit will not be immediately available until the Bank accepts or denies your request to enroll. Once the Bank has approved your enrollment request, you will receive a notification that your enrollment has been accepted.